







*A Legacy  
Built on Promises Delivered*

Visit us at  
[www.tghawaii.com](http://www.tghawaii.com)

# REAL PROPERTY TAX RATES

(Fiscal Year July 1, 2004 to June 30, 2005)

COUNTY	CLASS	NET TAXABLE BLDG. (PER \$1000.00)	NET TAXABLE LAND (PER \$1000.00)
<b>HONOLULU</b> 	1 Improved Residential	\$ 3.75	\$ 3.75
	2 Apartment	3.75	3.75
	3 Commercial	11.37	11.37
	4 Industrial	11.37	11.37
	5 Agricultural	9.57	9.57
	6 Preservation	9.57	9.57
	7 Hotel and Resort	11.37	11.37
	8 Unimproved Residential	5.72	5.72
	9 Public Service	0.00	0.00
<b>MAUI</b> 	1 Improved Residential	\$ 5.86	\$ 5.86
	2 Apartment	5.86	5.86
	3 Commercial	6.75	6.75
	4 Industrial	6.75	6.75
	5 Agricultural	4.93	4.93
	6 Conservation	4.93	4.93
	7 Hotel and Resort	8.30	8.30
	8 Unimproved Residential	5.86	5.86
	9 Homeowner	3.55	3.55
<b>HAWAII</b> 	1 Improved Residential	\$ 9.10	\$ 9.10
	2 Apartment	9.85	9.85
	3 Commercial	9.85	9.85
	4 Industrial	9.85	9.85
	5 Agricultural / Native Forests	9.85	9.85
	6 Conservation	9.85	9.85
	7 Hotel and Resort	9.85	9.85
	8 Unimproved Residential	9.85	9.85
	9 Homeowner	5.55	5.55
<b>KAUAI</b> 	1 Single Family Residential	\$ 4.30	\$ 5.14
	2 Apartment	7.95	8.20
	3 Commercial	7.95	8.20
	4 Industrial	7.95	8.20
	5 Agricultural	4.30	7.60
	6 Conservation	4.30	8.10
	7 Hotel and Resort	7.95	8.20
	8 Homestead	3.44	4.00